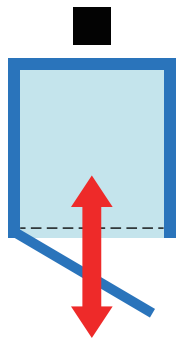
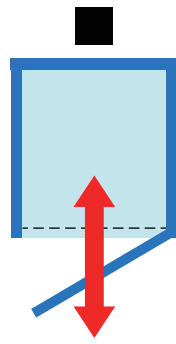


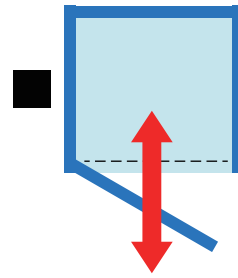
一方向



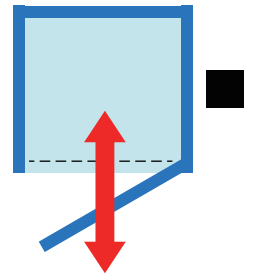
I266-右



I266-左

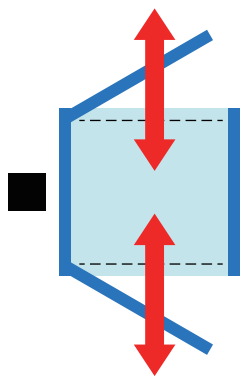


I966

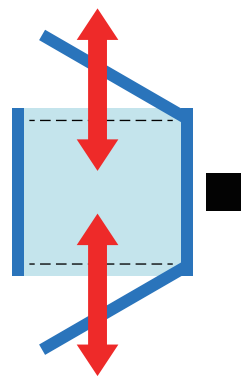


I366

貫通

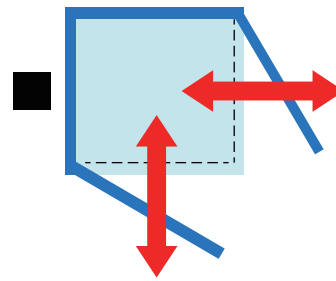


K962

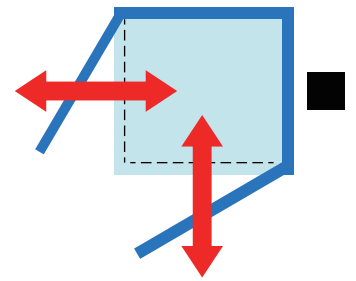


K362

L字



L963

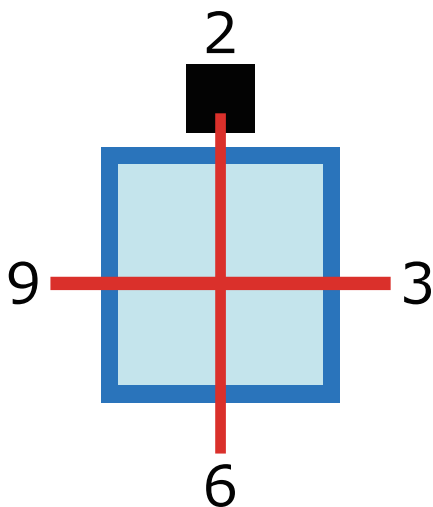


L369

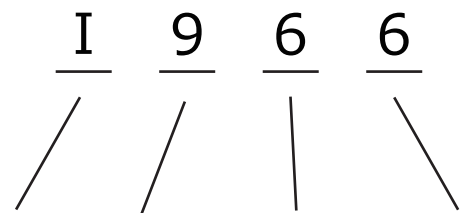
クロックポジション

(下階扉を正面として)

※12時の方向は『2』で表記



ブルーリフト型番説明



扉形状 柱の位置 下階扉位置 上階扉位置

- 一方向 : I
- 貫通 : K
- L字 : L
- 柵なし : X